

ACI Racing Weekend Mugello, 8-9 Luglio 2023

Euro4 Championship - Results Free Practice 1

Aut.Int. Mugello 5.245 m

1 / 2

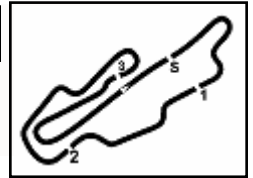
No.	Driver	Nat	Entrant	Team	Car	Class	Time	Gap	Rel.	Laps
1	37 SZTUKA Kacper	POL	US Racing	US Racing (DEU)	Tatuus F4-T421		1'48.698			15
2	31 BOHRA Akshay	SGP	US Racing	US Racing (DEU)	Tatuus F4-T421	R	1'49.082	0.384	0.384	15
3	3 UGOCHUKWU Ugo	USA	Prema Racing	Prema Racing (ITA)	Tatuus F4-T421		1'49.084	0.386	0.002	14
4	20 DAVID Zachary	MLT	US Racing	US Racing (DEU)	Tatuus F4-T421	R	1'49.097	0.399	0.013	16
5	15 BADOER Brando	ITA	Van Amersfoort Racing	Van Amersfoort Racing (NLD)	Tatuus F4-T421		1'49.185	0.487	0.088	15
6	8 TAPONEN Tuukka	FIN	Prema Racing	Prema Racing (ITA)	Tatuus F4-T421	R	1'49.225	0.527	0.040	13
7	13 WHARTON James	AUS	Prema Racing	Prema Racing (ITA)	Tatuus F4-T421		1'49.268	0.570	0.043	14
8	76 NARAC Raphael	FRA	R-ace GP	R-ace GP (FRA)	Tatuus F4-T421		1'49.280	0.582	0.012	15
9	57 BHIROMBHAKDI Nandavhud	THA	PHM Racing	PHM Racing (DEU)	Tatuus F4-T421		1'49.317	0.619	0.037	17
10	66 LIU Ruiqi	CHN	US Racing	US Racing (DEU)	Tatuus F4-T421	R	1'49.436	0.738	0.119	13
11	17 DOMINGUES Ivan	POR	Van Amersfoort Racing	Van Amersfoort Racing (NLD)	Tatuus F4-T421		1'49.467	0.769	0.031	17
12	23 LINDBLAD Arvid	GBR	Prema Racing	Prema Racing (ITA)	Tatuus F4-T421	R	1'49.562	0.864	0.095	14
13	47 LACORTE Nicola	ITA	Prema Racing	Prema Racing (ITA)	Tatuus F4-T421	R	1'49.623	0.925	0.061	13
14	9 SPINA Alfio	ITA	BVM Racing	BVM Racing (ITA)	Tatuus F4-T421		1'49.696	0.998	0.073	17
15	30 LUND Frederik	DNK	Van Amersfoort Racing	Van Amersfoort Racing (NLD)	Tatuus F4-T421		1'49.840	1.142	0.144	15
16	12 PRADEL Gianmarco	AUS	US Racing	US Racing (DEU)	Tatuus F4-T421	R	1'49.842	1.144	0.002	14
17	45 BEETON Jack	AUS	Van Amersfoort Racing	Van Amersfoort Racing (NLD)	Tatuus F4-T421	R	1'50.057	1.359	0.215	16
18	4 SARRAZIN Pablo	FRA	Van Amersfoort Racing	Van Amersfoort Racing (NLD)	Tatuus F4-T421		1'50.147	1.449	0.090	15
19	93 QUINTARELLI Matteo	UAE	R-ace GP	R-ace GP (FRA)	Tatuus F4-T421	R	1'50.150	1.452	0.003	14
20	21 HAUSMANN Tina	CHE	AKM Motorsport	AKM Motorsport (SMR)	Tatuus F4-T421	R	1'50.377	1.679	0.227	17
21	71 PEEBLES Griffin	AUS	BVM Racing	BVM Racing (ITA)	Tatuus F4-T421	R	1'50.588	1.890	0.211	19
22	11 AKHMEDKHODJAEV Ismail	UZB	Van Amersfoort Racing	Van Amersfoort Racing (NLD)	Tatuus F4-T421		1'50.685	1.987	0.097	16
23	14 AL DHAHERI Rashid	UAE	Prema Racing	Prema Racing (ITA)	Tatuus F4-T421	R	1'50.740	2.042	0.055	14
24	16 NOBELS Aurelia Corine	BRA	Prema Racing	Prema Racing (ITA)	Tatuus F4-T421		1'50.750	2.052	0.010	13
25	86 DE LA TORRE RAMIREZ Diego	MEX	AKM Motorsport	AKM Motorsport (SMR)	Tatuus F4-T421		1'50.876	2.178	0.126	17
26	5 LARINI Davide	ITA	AKM Motorsport	AKM Motorsport (SMR)	Tatuus F4-T421	R	1'50.973	2.275	0.097	16

Humidity:	61%	Air	25°C
Condition:	DRY	Track	28°C

Clerk of the Course : Antonio Canu

Race Director : Alessandro Ferrari

 Start 09:05
 End 09:46



ACI Racing Weekend Mugello, 8-9 Luglio 2023
Euro4 Championship - Results Free Practice 1

Aut.Int. Mugello 5.245 m

2 / 2

Penalty and Infringement
Fastest Laps Sequence

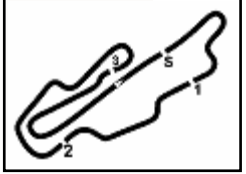
No.	Entrant	Nat	Team	Car	Local Time	Time	Gap	Avg
71	G. PEEBLES	AUS	BVM Racing	Tatuus F4-T421	09:09'59.802	1'57.531		160,655
71	G. PEEBLES	AUS	BVM Racing	Tatuus F4-T421	09:11'53.554	1'53.752	-3.779	165,993
9	A. SPINA	ITA	BVM Racing	Tatuus F4-T421	09:12'27.865	1'51.255	-2.497	169,718
31	A. BOHRA	SGP	US Racing	Tatuus F4-T421	09:13'34.155	1'51.118	-0.137	169,927
71	G. PEEBLES	AUS	BVM Racing	Tatuus F4-T421	09:13'44.490	1'50.936	-0.182	170,206
37	K. SZTUKA	POL	US Racing	Tatuus F4-T421	09:13'59.756	1'50.222	-0.714	171,309
9	A. SPINA	ITA	BVM Racing	Tatuus F4-T421	09:14'17.842	1'49.977	-0.245	171,690
31	A. BOHRA	SGP	US Racing	Tatuus F4-T421	09:15'23.958	1'49.803	-0.174	171,963
37	K. SZTUKA	POL	US Racing	Tatuus F4-T421	09:15'48.655	1'48.899	-0.904	173,390
37	K. SZTUKA	POL	US Racing	Tatuus F4-T421	09:19'28.293	1'48.750	-0.149	173,628
37	K. SZTUKA	POL	US Racing	Tatuus F4-T421	09:35'57.336	1'48.698	-0.052	173,711

Clerk of the Course : Antonio Canu

Race Director : Alessandro Ferrari

07/07/2023 Start 09:05 End 09:46





ACI Racing Weekend Mugello, 8-9 Luglio 2023

Euro4 Championship - Best Sectors & Speed Free Practice 1

BEST LAP

1	37 SZTUKA Kacper	Tatuus F4-T421	1'48.698
2	31 BOHRA Akshay	Tatuus F4-T421	1'49.082
3	3 UGOCHUKWU Ugo	Tatuus F4-T421	1'49.084
4	20 DAVID Zachary	Tatuus F4-T421	1'49.097
5	15 BADOER Brando	Tatuus F4-T421	1'49.185
6	8 TAPONEN Tuukka	Tatuus F4-T421	1'49.225
7	13 WHARTON James	Tatuus F4-T421	1'49.268
8	76 NARAC Raphael	Tatuus F4-T421	1'49.280
9	57 BHIROMBHAKDI Nandavhud	Tatuus F4-T421	1'49.317
10	66 LIU Ruiqi	Tatuus F4-T421	1'49.436
11	17 DOMINGUES Ivan	Tatuus F4-T421	1'49.467
12	23 LINDBLAD Arvid	Tatuus F4-T421	1'49.562
13	47 LACORTE Nicola	Tatuus F4-T421	1'49.623
14	9 SPINA Alfio	Tatuus F4-T421	1'49.696
15	30 LUND Frederik	Tatuus F4-T421	1'49.840
16	12 PRADEL Gianmarco	Tatuus F4-T421	1'49.842
17	45 BEETON Jack	Tatuus F4-T421	1'50.057
18	4 SARRAZIN Pablo	Tatuus F4-T421	1'50.147
19	93 QUINTARELLI Matteo	Tatuus F4-T421	1'50.150
20	21 HAUSMANN Tina	Tatuus F4-T421	1'50.377
21	71 PEEBLES Griffin	Tatuus F4-T421	1'50.588
22	11 AKHMEDKHODJAEV Ismail	Tatuus F4-T421	1'50.685
23	14 AL DHAHERI Rashid	Tatuus F4-T421	1'50.740
24	16 NOBELS Aurelia Corine	Tatuus F4-T421	1'50.750
25	86 DE LA TORRE RAMIREZ Dieg	Tatuus F4-T421	1'50.876
26	5 LARINI Davide	Tatuus F4-T421	1'50.973

SPEED

1	76 NARAC Raphael	Tatuus F4-T421	231,8
2	9 SPINA Alfio	Tatuus F4-T421	230,8
3	20 DAVID Zachary	Tatuus F4-T421	229,8
4	37 SZTUKA Kacper	Tatuus F4-T421	229,8
5	66 LIU Ruiqi	Tatuus F4-T421	229,3
6	30 LUND Frederik	Tatuus F4-T421	229,3
7	31 BOHRA Akshay	Tatuus F4-T421	228,8
8	15 BADOER Brando	Tatuus F4-T421	228,8
9	16 NOBELS Aurelia Corine	Tatuus F4-T421	228,8
10	47 LACORTE Nicola	Tatuus F4-T421	228,8
11	86 DE LA TORRE RAMIREZ Dieg	Tatuus F4-T421	228,3
12	57 BHIROMBHAKDI Nandavhud	Tatuus F4-T421	228,3
13	45 BEETON Jack	Tatuus F4-T421	228,3
14	93 QUINTARELLI Matteo	Tatuus F4-T421	227,8
15	12 PRADEL Gianmarco	Tatuus F4-T421	227,4
16	4 SARRAZIN Pablo	Tatuus F4-T421	227,4
17	71 PEEBLES Griffin	Tatuus F4-T421	226,9
18	5 LARINI Davide	Tatuus F4-T421	226,9
19	13 WHARTON James	Tatuus F4-T421	226,9
20	23 LINDBLAD Arvid	Tatuus F4-T421	226,4
21	11 AKHMEDKHODJAEV Ismail	Tatuus F4-T421	226,4
22	17 DOMINGUES Ivan	Tatuus F4-T421	226,4
23	14 AL DHAHERI Rashid	Tatuus F4-T421	225,9
24	21 HAUSMANN Tina	Tatuus F4-T421	225,9
25	3 UGOCHUKWU Ugo	Tatuus F4-T421	225,9
26	8 TAPONEN Tuukka	Tatuus F4-T421	225,5

SEG. 1

1	31 BOHRA Akshay	26.724
2	37 SZTUKA Kacper	26.778
3	13 WHARTON James	26.838
4	66 LIU Ruiqi	26.866
5	17 DOMINGUES Ivan	26.874
6	3 UGOCHUKWU Ugo	26.888
7	12 PRADEL Gianmarco	26.890
8	20 DAVID Zachary	26.893
9	15 BADOER Brando	26.894
10	8 TAPONEN Tuukka	26.901
11	23 LINDBLAD Arvid	26.904
12	9 SPINA Alfio	26.917
13	30 LUND Frederik	26.924
14	57 BHIROMBHAKDI Nanda	26.952
15	76 NARAC Raphael	26.973
16	47 LACORTE Nicola	27.024
17	4 SARRAZIN Pablo	27.025
18	21 HAUSMANN Tina	27.047
19	93 QUINTARELLI Matteo	27.056
20	45 BEETON Jack	27.074
21	11 AKHMEDKHODJAEV Is	27.107
22	71 PEEBLES Griffin	27.138
23	5 LARINI Davide	27.145
24	16 NOBELS Aurelia Corine	27.163
25	14 AL DHAHERI Rashid	27.187
26	86 DE LA TORRE RAMIRE	27.189

SEG. 2

1	37 SZTUKA Kacper	21.468
2	8 TAPONEN Tuukka	21.499
3	3 UGOCHUKWU Ugo	21.506
4	76 NARAC Raphael	21.566
5	23 LINDBLAD Arvid	21.618
6	31 BOHRA Akshay	21.644
7	20 DAVID Zachary	21.649
8	13 WHARTON James	21.652
9	15 BADOER Brando	21.660
10	17 DOMINGUES Ivan	21.715
11	57 BHIROMBHAKDI Nanda	21.736
12	47 LACORTE Nicola	21.741
13	30 LUND Frederik	21.781
14	66 LIU Ruiqi	21.799
15	4 SARRAZIN Pablo	21.857
16	93 QUINTARELLI Matteo	21.895
17	12 PRADEL Gianmarco	21.915
18	9 SPINA Alfio	21.921
19	71 PEEBLES Griffin	22.007
20	45 BEETON Jack	22.020
21	21 HAUSMANN Tina	22.055
22	86 DE LA TORRE RAMIRE	22.105
23	16 NOBELS Aurelia Corine	22.107
24	14 AL DHAHERI Rashid	22.109
25	5 LARINI Davide	22.165
26	11 AKHMEDKHODJAEV Is	22.201

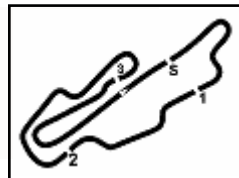
SEG. 3

1	37 SZTUKA Kacper	33.312
2	15 BADOER Brando	33.336
3	20 DAVID Zachary	33.341
4	57 BHIROMBHAKDI Nanda	33.399
5	8 TAPONEN Tuukka	33.425
6	3 UGOCHUKWU Ugo	33.483
7	76 NARAC Raphael	33.491
8	13 WHARTON James	33.521
9	17 DOMINGUES Ivan	33.527
10	66 LIU Ruiqi	33.549
11	30 LUND Frederik	33.562
12	31 BOHRA Akshay	33.576
13	47 LACORTE Nicola	33.584
14	9 SPINA Alfio	33.593
15	12 PRADEL Gianmarco	33.608
16	4 SARRAZIN Pablo	33.676
17	45 BEETON Jack	33.707
18	23 LINDBLAD Arvid	33.743
19	71 PEEBLES Griffin	33.793
20	21 HAUSMANN Tina	33.799
21	16 NOBELS Aurelia Corine	33.835
22	11 AKHMEDKHODJAEV Is	33.852
23	93 QUINTARELLI Matteo	33.859
24	86 DE LA TORRE RAMIRE	33.911
25	5 LARINI Davide	33.951
26	14 AL DHAHERI Rashid	34.020

SEG. 4

1	37 SZTUKA Kacper	26.994
2	31 BOHRA Akshay	27.002
3	66 LIU Ruiqi	27.045
4	20 DAVID Zachary	27.079
5	23 LINDBLAD Arvid	27.091
6	13 WHARTON James	27.106
7	76 NARAC Raphael	27.107
8	15 BADOER Brando	27.130
9	47 LACORTE Nicola	27.136
10	16 NOBELS Aurelia Corine	27.137
11	17 DOMINGUES Ivan	27.139
12	57 BHIROMBHAKDI Nanda	27.141
13	3 UGOCHUKWU Ugo	27.144
14	30 LUND Frederik	27.144
15	8 TAPONEN Tuukka	27.148
16	12 PRADEL Gianmarco	27.183
17	71 PEEBLES Griffin	27.185
18	9 SPINA Alfio	27.201
19	93 QUINTARELLI Matteo	27.202
20	45 BEETON Jack	27.214
21	21 HAUSMANN Tina	27.235
22	4 SARRAZIN Pablo	27.270
23	11 AKHMEDKHODJAEV Is	27.327
24	86 DE LA TORRE RAMIRE	27.344
25	5 LARINI Davide	27.369
26	14 AL DHAHERI Rashid	27.375





Aut.Int. Mugello 5.245 m

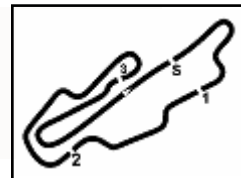
ACI Racing Weekend Mugello, 8-9 Luglio 2023

Euro4 Championship - Ideal Time Free Practice 1

No. Driver	Car	Seg. 1	Seg. 2	Seg. 3	Seg. 4	Ideal Time		
		Diff. 1	Diff. 2	Diff. 3	Diff. 4	Best Lap	Pos.	Diff.
1 37 SZTUKA K. (POL)	Tatuus F4-T421	26.778 +0.022	21.468 +0.124	33.312	26.994	1'48.552 1'48.698	1	0.146
2 31 BOHRA A. (SGP)	Tatuus F4-T421	26.724	21.644 +0.079	33.576 +0.057	27.002	1'48.946 1'49.082	2	0.136
3 20 DAVID Z. (MLT)	Tatuus F4-T421	26.893	21.649	33.341 +0.038	27.079 +0.097	1'48.962 1'49.097	4	0.135
4 8 TAPONEN T. (FIN)	Tatuus F4-T421	26.901 +0.036	21.499 +0.035	33.425	27.148 +0.181	1'48.973 1'49.225	6	0.252
5 15 BADOER B. (ITA)	Tatuus F4-T421	26.894 +0.012	21.660	33.336 +0.125	27.130 +0.028	1'49.020 1'49.185	5	0.165
6 3 UGOCHUKWU U. (USA)	Tatuus F4-T421	26.888	21.506	33.483 +0.051	27.144 +0.012	1'49.021 1'49.084	3	0.063
7 13 WHARTON J. (AUS)	Tatuus F4-T421	26.838	21.652	33.521 +0.051	27.106 +0.100	1'49.117 1'49.268	7	0.151
8 76 NARAC R. (FRA)	Tatuus F4-T421	26.973	21.566	33.491	27.107 +0.143	1'49.137 1'49.280	8	0.143
9 57 BHIROMBHAKDI N. (TH)	Tatuus F4-T421	26.952	21.736 +0.026	33.399	27.141 +0.063	1'49.228 1'49.317	9	0.089
10 17 DOMINGUES I. (POR)	Tatuus F4-T421	26.874 +0.089	21.715 +0.050	33.527	27.139 +0.073	1'49.255 1'49.467	11	0.212
11 66 LIU R. (CHN)	Tatuus F4-T421	26.866 +0.130	21.799 +0.043	33.549 +0.004	27.045	1'49.259 1'49.436	10	0.177
12 23 LINDBLAD A. (GBR)	Tatuus F4-T421	26.904	21.618 +0.189	33.743 +0.017	27.091	1'49.356 1'49.562	12	0.206
13 30 LUND F. (DNK)	Tatuus F4-T421	26.924 +0.102	21.781	33.562 +0.230	27.144 +0.097	1'49.411 1'49.840	15	0.429
14 47 LACORTE N. (ITA)	Tatuus F4-T421	27.024	21.741	33.584 +0.023	27.136 +0.115	1'49.485 1'49.623	13	0.138
15 12 PRADEL G. (AUS)	Tatuus F4-T421	26.890	21.915 +0.096	33.608 +0.112	27.183 +0.038	1'49.596 1'49.842	16	0.246
16 9 SPINA A. (ITA)	Tatuus F4-T421	26.917	21.921 +0.054	33.593	27.201 +0.010	1'49.632 1'49.696	14	0.064
17 4 SARRAZIN P. (FRA)	Tatuus F4-T421	27.025	21.857	33.676 +0.213	27.270 +0.106	1'49.828 1'50.147	18	0.319
18 93 QUINTARELLI M. (UAE)	Tatuus F4-T421	27.056 +0.057	21.895 +0.081	33.859	27.202	1'50.012 1'50.150	19	0.138
19 45 BEETON J. (AUS)	Tatuus F4-T421	27.074	22.020 +0.042	33.707	27.214	1'50.015 1'50.057	17	0.042
20 71 PEEBLES G. (AUS)	Tatuus F4-T421	27.138 +0.064	22.007 +0.251	33.793 +0.150	27.185	1'50.123 1'50.588	21	0.465
21 21 HAUSMANN T. (CHE)	Tatuus F4-T421	27.047 +0.087	22.055 +0.023	33.799 +0.023	27.235 +0.108	1'50.136 1'50.377	20	0.241
22 16 NOBELS A. (BRA)	Tatuus F4-T421	27.163 +0.113	22.107 +0.395	33.835	27.137	1'50.242 1'50.750	24	0.508
23 11 AKHMEDKHODJAEV I.	Tatuus F4-T421	27.107	22.201 +0.154	33.852 +0.044	27.327	1'50.487 1'50.685	22	0.198
24 86 DE LA TORRE RAMIRE	Tatuus F4-T421	27.189	22.105	33.911	27.344 +0.327	1'50.549 1'50.876	25	0.327
25 5 LARINI D. (ITA)	Tatuus F4-T421	27.145	22.165 +0.062	33.951 +0.229	27.369 +0.052	1'50.630 1'50.973	26	0.343
26 14 AL DHAHERI R. (UAE)	Tatuus F4-T421	27.187 +0.034	22.109 +0.013	34.020	27.375 +0.002	1'50.691 1'50.740	23	0.049
Overall Ideal Time		26.724	21.468	33.312	26.994	1'48.498		

07/07/2023





ACI Racing Weekend Mugello, 8-9 Luglio 2023

Euro4 Championship - Chronological Analysis Free Practice 1

3 U. UGOCHUKWU (1'49.084)

Lap	Seg.1	Seg.2	Seg.3	Seg.4	Lap Time	km/h	Local Time
1							9:05'45.679
2	46.478	30.935	45.991	5'24.629	7'28.033P	117,4	9:13'13.712
3	41.012	28.955	40.538	30.064	2'20.569P	144,2	9:15'34.281
4	30.310	25.721	38.076	28.019	2'02.126	206,5	9:17'36.407
5	27.901	22.346	36.637	27.455	1'54.339	220,9	9:19'30.746
6	27.220	21.862	33.872	27.144	1'50.098	222,7	9:21'20.844
7	26.959	21.668	33.606	27.167	1'49.400	224,1	9:23'10.244
8	34.209	26.967	37.987	28.092	2'07.255	186,9	9:25'17.499
9	26.888	21.506	33.534	27.156	1'49.084	225,0	9:27'06.583
10	27.051				6'57.049P	225,0	9:34'03.632
11	48.136	25.539	35.067	27.335	2'16.077P	155,8	9:36'19.709
12	27.081	21.674	33.483	27.181	1'49.419	222,7	9:38'09.128
13	27.184	21.842	34.088	27.242	1'50.356	223,6	9:39'59.484
14	27.056	21.767	33.635	27.320	1'49.778	225,9	9:41'49.262
15	27.011	21.785	33.559	27.260	1'49.615	222,7	9:43'38.877

4 P. SARRAZIN (1'50.147)

Lap	Seg.1	Seg.2	Seg.3	Seg.4	Lap Time	km/h	Local Time
1							9:05'30.613
2	41.765	32.271	44.318	3'45.598	5'43.952P	133,0	9:11'14.565
3	36.774	27.663	38.121	29.000	2'11.558P	158,4	9:13'26.123
4	28.242	23.163	34.762	27.724	1'53.891	224,1	9:15'20.014
5	27.192	22.580	33.886	27.323	1'50.981	224,5	9:17'10.995
6	27.118	22.167	33.676	27.290	1'50.251	226,4	9:19'01.246
7	27.445	24.112	34.473	27.443	1'53.473	225,0	9:20'54.719
8	27.082	22.141	33.823	27.270	1'50.316	225,5	9:22'45.035
9	27.053	21.924	34.140	27.447	1'50.564	225,9	9:24'35.599
10	27.201	22.233	33.878	27.340	1'50.652	226,4	9:26'26.251
11	27.137				6'12.683P	227,4	9:32'38.934
12	34.406	22.239	34.097	27.396	1'58.138P	159,5	9:34'37.072
13	27.104	22.067	33.796	27.330	1'50.297	225,5	9:36'27.369
14	27.025	21.857	33.889	27.376	1'50.147	225,9	9:38'17.516
15	27.166	21.956	33.684	27.425	1'50.231	225,0	9:40'07.747
16	27.361	25.982	43.257	29.760	2'06.360	225,0	9:42'14.107

5 D. LARINI (1'50.973)

Lap	Seg.1	Seg.2	Seg.3	Seg.4	Lap Time	km/h	Local Time
1							9:06'11.158
2	44.564	30.623	42.195	34.595	2'31.977P	136,0	9:08'43.135
3	31.481	26.130	37.444	28.896	2'03.951	204,5	9:10'47.086
4	28.629	23.852	38.240	28.107	1'58.828	222,2	9:12'45.914
5	27.565	23.563	35.152	28.955	1'55.235	224,1	9:14'41.149
6	27.567	22.915	36.764	27.883	1'55.129	222,7	9:16'36.278
7	27.338	22.754	34.912	27.764	1'52.768	225,9	9:18'29.046
8	27.247	22.407	34.227	28.566	1'52.447	225,5	9:20'21.493
9	27.204				10'46.451P	226,9	9:31'07.944
10	38.937	25.590	36.859	27.906	2'09.292P	157,4	9:33'17.236
11	27.369	22.536	35.087	27.657	1'52.649	221,3	9:35'09.885
12	27.340	22.301	34.155	27.390	1'51.186	220,9	9:37'01.071
13	27.145	22.227	34.180	27.421	1'50.973	224,1	9:38'52.044
14	27.201	22.221	33.951	28.582	1'51.955	221,8	9:40'43.999
15	27.387	22.324	33.994	27.369	1'51.074	224,1	9:42'35.073
16	27.199	22.242	34.354	27.624	1'51.419	224,5	9:44'26.492
17	27.409	22.165	33.984	27.442	1'51.000	222,2	9:46'17.492

8 T. TAPONEN (1'49.225)

Lap	Seg.1	Seg.2	Seg.3	Seg.4	Lap Time	km/h	Local Time
1							9:05'48.904
2	46.262	30.872	45.559	5'31.205	7'33.898P	124,3	9:13'22.802
3	41.985	26.487	40.097	28.326	2'16.895P	151,9	9:15'39.697
4	31.147	23.457	38.296	28.954	2'01.854	182,4	9:17'41.551

5	27.351	21.764	33.889	27.215	1'50.219	225,5	9:19'31.770
6	33.795	27.383	40.204	27.819	2'09.201	193,9	9:21'40.971
7	27.190	21.587	33.556	27.174	1'49.507	223,1	9:23'30.478
8	26.978	21.770	43.633	27.598	1'59.979	224,5	9:25'30.457
9	26.943	21.499	33.731	27.148	1'49.321	225,5	9:27'19.778
10	26.901				7'15.441P	225,0	9:34'35.219
11	43.277	24.011	37.952	27.487	2'12.727P	160,7	9:36'47.946
12	27.124	21.703	33.929	27.306	1'50.062	222,2	9:38'38.008
13	26.937	21.534	33.425	27.329	1'49.225	222,2	9:40'27.233
14	34.951	26.905	42.741	27.405	2'12.002	170,6	9:42'39.235

9 A. SPINA (1'49.696)

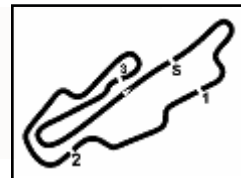
Lap	Seg.1	Seg.2	Seg.3	Seg.4	Lap Time	km/h	Local Time
1							9:06'04.750
2	47.587	30.596	43.034	33.034	2'34.251P	119,7	9:08'39.001
3	29.865	24.272	35.759	27.713	1'57.609	211,8	9:10'36.610
4	27.498	22.364	34.044	27.349	1'51.255	226,4	9:12'27.865
5	27.008	22.156	33.612	27.201	1'49.977	228,3	9:14'17.842
6	27.081	22.023	38.107	29.399	1'56.610	230,8	9:16'14.452
7	26.917	21.975	33.593	27.211	1'49.696	227,8	9:18'04.148
8	26.967	21.921	33.663	27.305	1'49.856	227,8	9:19'54.004
9	27.094	30.038	40.056	28.483	2'05.671	226,9	9:21'59.675
10	27.066	21.977	33.714	27.228	1'49.985	227,8	9:23'49.660
11	27.249				3'35.295P	227,4	9:27'24.955
12	36.748	23.628	35.148	27.431	2'02.955P	148,6	9:29'27.910
13	27.136	21.940	33.753	27.225	1'50.054	225,0	9:31'17.964
14	27.194	26.817	36.079	27.433	1'57.523	224,5	9:33'15.487
15	27.241	21.938	36.979	2'59.712	4'25.870P	224,1	9:37'41.357
16	37.779	22.682	34.676	27.935	2'03.072P	141,0	9:39'44.429
17	27.198	24.420	35.060	27.314	1'53.992	226,4	9:41'38.421
18	27.228	22.001	33.895	28.584	1'51.708	225,0	9:43'30.129

11 I. AKHMEDKHODJAEV (1'50.685)

Lap	Seg.1	Seg.2	Seg.3	Seg.4	Lap Time	km/h	Local Time
1							9:05'26.158
2	40.365	29.276	43.937	3'33.738	5'27.316P	153,8	9:10'53.474
3	37.464	25.780	39.842	30.738	2'13.824P	159,8	9:13'07.298
4	30.817	25.461	37.509	29.864	2'03.651	186,9	9:15'10.949
5	27.882	23.010	35.193	27.728	1'53.813	224,5	9:17'04.762
6	27.369	22.661	33.966	27.530	1'51.526	224,5	9:18'56.288
7	27.107	22.355	33.896	27.327	1'50.685	224,5	9:20'46.973
8	27.236	22.201	34.143	27.425	1'51.005	225,9	9:22'37.978
9	27.253	22.770	34.159	27.501	1'51.683	226,4	9:24'29.661
10	27.390	22.287	34.229	27.429	1'51.335	224,5	9:26'20.996
11	28.313				5'19.932P	224,1	9:31'40.928
12	37.120	25.193	38.017	27.862	2'08.192P	150,8	9:33'49.120
13	27.429	22.532	33.924	27.433	1'51.318	223,1	9:35'40.438
14	27.237	23.295	38.652	27.638	1'56.822	224,5	9:37'37.260
15	27.340	22.300	34.382	27.381	1'51.403	224,5	9:39'28.663
16	27.276	22.238	33.852	27.369	1'50.735	225,0	9:41'19.398
17	27.317	22.249	34.013	27.402	1'50.981	225,9	9:43'10.379

12 G. PRADEL (1'49.842)

Lap	Seg.1	Seg.2	Seg.3	Seg.4	Lap Time	km/h	Local Time
1							9:05'16.039
2	40.333	27.181	39.382	3'21.439	5'08.335P	112,9	9:10'24.374
3	34.893	23.124	35.556	27.640	2'01.213P	159,1	9:12'25.587
4	27.172	22.333	34.640	27.407	1'51.552	225,5	9:14'17.139
5	27.014	22.144	34.555	27.491	1'51.204	227,4	9:16'08.343
6	26.949	22.164	33.835	27.206	1'50.154	226,9	9:17'58.497
7	26.890	22.011	33.720	27.221	1'49.842	226,4	9:19'48.339
8	27.030	22.129	33.985	6'52.461	8'15.605P	225,0	9:28'03.944
9	50.020	22.564	34.036	27.200	2'13.820P	157,2	9:30'17.764



Aut.Int. Mugello 5.245 m

ACI Racing Weekend Mugello, 8-9 Luglio 2023

Euro4 Championship - Chronological Analysis Free Practice 1

2 / 4

10	27.179	22.047	33.608	27.234	1'50.068	222,7	9:32'07.832
11	27.119	21.915	33.833	27.310	1'50.177	223,6	9:33'58.009
12	27.137	21.999	33.685	27.183	1'50.004	224,5	9:35'48.013
13	27.155	26.388	39.527	27.314	2'00.384	224,5	9:37'48.397
14	27.258	21.999	33.693	27.281	1'50.231	224,5	9:39'38.628
15	27.134	21.997	33.753	27.216	1'50.100	224,5	9:41'28.728

13 J. WHARTON (1'49.268)

Lap	Seg.1	Seg.2	Seg.3	Seg.4	Lap Time	km/h	Local Time
1							9:05'54.141
2	45.022	32.201	44.476	5'34.969	7'36.668P	124,0	9:13'30.809
3	39.974	27.201	40.668	28.516	2'16.359P	145,0	9:15'47.168
4	29.635	23.736	35.823	27.919	1'57.113	222,2	9:17'44.281
5	27.343	22.014	33.916	27.155	1'50.428	225,0	9:19'34.709
6	26.908	21.749	33.521	27.107	1'49.285	223,6	9:21'23.994
7	26.838	21.652	33.572	27.206	1'49.268	225,9	9:23'13.262
8	34.018	27.913	38.961	27.199	2'08.091	226,9	9:25'21.353
9	26.862	21.679	33.821	27.150	1'49.512	225,9	9:27'10.865
10	27.202				7'39.381P	226,4	9:34'50.246
11	41.986	23.000	35.332	27.346	2'07.664P	158,1	9:36'57.910
12	27.106	21.907	33.875	27.265	1'50.153	224,1	9:38'48.063
13	26.973	21.768	33.641	27.106	1'49.488	223,1	9:40'37.551
14	26.991	21.899	33.606	27.159	1'49.655	224,5	9:42'27.206
15	26.948	21.862	33.533	27.201	1'49.544	225,5	9:44'16.750

14 R. AL DHAHERI (1'50.740)

Lap	Seg.1	Seg.2	Seg.3	Seg.4	Lap Time	km/h	Local Time
1							9:05'39.035
2	45.173	31.659	46.422	4'20.029	6'23.283P	133,8	9:12'02.318
3	39.712	26.799	41.140	29.572	2'17.223P	153,4	9:14'19.541
4	28.379	23.097	35.234	32.044	1'58.754	217,3	9:16'18.295
5	27.359	22.241	34.234	27.425	1'51.259	225,5	9:18'09.554
6	27.314	22.115	34.126	27.624	1'51.179	225,9	9:20'00.733
7	27.221	22.122	34.020	27.377	1'50.740	223,1	9:21'51.473
8	30.876	30.348	49.359	29.747	2'20.330	223,6	9:24'11.803
9	27.279	22.223	34.167	27.375	1'51.044	225,9	9:26'02.847
10	27.187				9'15.698P	225,9	9:35'18.545
11	46.597	24.539	37.267	28.144	2'16.547P	157,0	9:37'35.092
12	27.467	22.109	34.693	27.395	1'51.664	221,3	9:39'26.756
13	27.341	22.136	34.253	27.465	1'51.195	224,1	9:41'17.951
14	28.485	29.911	43.647	28.432	2'10.475	224,1	9:43'28.426
15	27.412	22.159	34.385	27.495	1'51.451	225,0	9:45'19.877

15 B. BADOER (1'49.185)

Lap	Seg.1	Seg.2	Seg.3	Seg.4	Lap Time	km/h	Local Time
1							9:05'20.517
2	41.229	29.124	44.074	3'19.038	5'13.465P	144,8	9:10'33.982
3	37.717	26.370	40.783	29.653	2'14.523P	160,2	9:12'48.505
4	28.593	23.132	39.357	28.943	2'00.025	220,4	9:14'48.530
5	27.202	22.175	34.097	27.760	1'51.234	225,5	9:16'39.764
6	26.967	21.780	33.792	27.608	1'50.147	225,9	9:18'29.911
7	27.186	28.175	38.136	30.308	2'03.805	226,9	9:20'33.716
8	27.010	21.723	33.688	27.260	1'49.681	224,5	9:22'23.397
9	26.894	21.758	33.644	27.130	1'49.426	225,0	9:24'12.823
10	27.054	26.445	40.056	7'38.133	9'11.688P	228,8	9:33'24.511
11	35.820	23.433	35.538	27.587	2'02.378P	160,2	9:35'26.889
12	27.089	21.750	33.336	27.204	1'49.379	223,1	9:37'16.268
13	26.906	21.660	33.461	27.158	1'49.185	225,0	9:39'05.453
14	26.903	21.742	33.462	27.300	1'49.407	225,9	9:40'54.860
15	32.461	26.263	40.945	28.936	2'08.605	201,5	9:43'03.465
16	27.358	22.289	34.130	27.378	1'51.155	221,8	9:44'54.620

16 A. NOBELS (1'50.750)

Lap	Seg.1	Seg.2	Seg.3	Seg.4	Lap Time	km/h	Local Time
1							9:07'54.980
2	1'24.494	29.319	41.515	5'58.949	8'34.277P	94,6	9:16'29.257
3	44.683	26.593	37.688	28.238	2'17.202P	113,3	9:18'46.459
4	29.289	23.943	35.966	27.773	1'56.971	224,1	9:20'43.430
5	27.617	22.974	34.978	27.762	1'53.331	225,5	9:22'36.761
6	27.527	24.393	34.927	27.457	1'54.304	224,5	9:24'31.065
7	27.217	22.895	34.211	27.322	1'51.645	226,4	9:26'22.710
8	27.163	23.074	34.184	27.364	1'51.785	228,8	9:28'14.495
9	27.276	22.502	33.835	27.137	1'50.750	224,5	9:30'05.245
10	27.519				6'27.457P	225,5	9:36'32.702
11	38.880	24.630	36.848	27.557	2'07.915P	131,2	9:38'40.617
12	27.386	22.639	34.104	27.388	1'51.517	225,0	9:40'32.134
13	27.357	22.345	33.837	27.277	1'50.816	225,5	9:42'22.950
14	27.197	22.107	33.850	27.596	1'50.750	224,1	9:44'13.700

17 I. DOMINGUES (1'49.467)

Lap	Seg.1	Seg.2	Seg.3	Seg.4	Lap Time	km/h	Local Time
1							9:05'21.710
2	42.003	29.333	44.665	3'12.609	5'08.610P	152,1	9:10'30.320
3	37.570	27.121	39.682	29.427	2'13.800P	145,4	9:12'44.120
4	28.628	25.658	35.928	28.392	1'58.606	216,0	9:14'42.726
5	27.277	22.222	34.108	27.354	1'50.961	224,5	9:16'33.687
6	26.990	21.774	33.699	27.222	1'49.685	223,6	9:18'23.372
7	26.981	21.802	33.641	27.238	1'49.662	224,5	9:20'13.034
8	26.936	21.812	33.680	27.170	1'49.598	225,5	9:22'02.632
9	32.737	33.482	41.843	28.436	2'16.498	193,2	9:24'19.130
10	27.068	21.715	33.556	27.139	1'49.478	223,1	9:26'08.608
11	26.909				5'59.145P	226,4	9:32'07.753
12	35.705	22.947	34.387	27.473	2'00.512P	159,1	9:34'08.265
13	28.918	22.443	33.928	27.382	1'52.671	222,7	9:36'00.936
14	26.963	21.765	33.527	27.212	1'49.467	225,5	9:37'50.403
15	26.874	21.958	36.507	27.423	1'52.762	226,4	9:39'43.165
16	27.084	21.780	33.606	27.218	1'49.688	224,5	9:41'32.853
17	39.126	28.794	35.413	27.631	2'10.964	155,0	9:43'43.817
18	27.095	21.773	33.591	27.272	1'49.731	223,6	9:45'33.548

20 Z. DAVID (1'49.097)

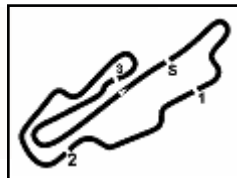
Lap	Seg.1	Seg.2	Seg.3	Seg.4	Lap Time	km/h	Local Time
1							9:05'13.779
2	40.071	27.341	40.458	3'16.493	5'04.363P	148,6	9:10'18.142
3	35.381	22.860	35.512	27.695	2'01.448P	157,4	9:12'19.590
4	27.284	23.208	35.858	27.425	1'53.775	224,1	9:14'13.365
5	27.053	22.014	34.501	27.345	1'50.913	224,5	9:16'04.278
6	27.112	21.766	33.472	27.151	1'49.501	226,4	9:17'53.779
7	26.893	21.649	33.379	27.176	1'49.097	226,9	9:19'42.876
8	27.154	21.712	33.408	27.079	1'49.353	225,5	9:21'32.229
9	27.519	22.776	36.188	4'35.343	6'01.826P	229,8	9:27'34.055
10	36.078	22.417	36.847	27.520	2'02.862P	158,8	9:29'36.917
11	27.352	21.774	33.341	27.108	1'49.575	223,6	9:31'26.492
12	26.970	21.757	37.771	30.114	1'56.612	225,0	9:33'23.104
13	27.152	21.789	33.776	27.215	1'49.932	224,5	9:35'13.036
14	27.168	22.141	33.838	27.166	1'50.313	225,0	9:37'03.349
15	27.088	21.790	33.757	27.202	1'49.837	226,9	9:38'53.186
16	27.019	21.783	33.884	27.408	1'50.094	227,4	9:40'43.280
17	27.143	21.819	33.668	27.235	1'49.865	224,1	9:42'33.145

21 T. HAUSMANN (1'50.377)

Lap	Seg.1	Seg.2	Seg.3	Seg.4	Lap Time	km/h	Local Time
1							9:05'32.884
2	48.848				7'59.295P	135,2	9:13'32.179
3	39.846	26.740	41.738	30.290	2'18.614P	149,8	9:15'50.793

07/07/2023

P = Pits In/Out - C = Lap Time Cancelled



ACI Racing Weekend Mugello, 8-9 Luglio 2023

Euro4 Championship - Chronological Analysis Free Practice 1

Aut.Int. Mugello 5.245 m

3 / 4

4	29.070	23.964	35.854	27.925	1'56.813	219,1	9:17'47.606	9	26.820	21.691	33.576	27.062	1'49.149	227,4	9:22'50.410
5	27.630	22.497	34.213	27.944	1'52.284	224,1	9:19'39.890	10	26.771	21.644	33.739	6'14.512	7'36.666P	227,8	9:30'27.076
6	27.480	22.589	34.191	27.607	1'51.867	225,0	9:21'31.757	11	45.027	22.121	34.014	27.452	2'08.614P	159,8	9:32'35.690
7	27.529	22.412	34.039	27.457	1'51.437	223,6	9:23'23.194	12	27.203	21.960	33.848	27.227	1'50.238	221,8	9:34'25.928
8	27.269	22.279	34.138	27.299	1'50.985	225,0	9:25'14.179	13	27.085	21.815	33.759	27.291	1'49.950	222,7	9:36'15.878
9	27.134	22.078	33.822	27.343	1'50.377	224,5	9:27'04.556	14	27.039	21.709	33.704	27.332	1'49.784	224,1	9:38'05.662
10	27.047	22.125	33.799	27.639	1'50.610	225,0	9:28'55.166	15	27.286	21.802	33.932	27.198	1'50.218	223,6	9:39'55.880
11	27.564				3'29.864P	223,1	9:32'25.030	16	27.100	21.856	33.980	27.277	1'50.213	223,1	9:41'46.093
12	36.406	24.749	35.629	27.503	2'04.287P	157,2	9:34'29.317								
13	27.351	22.720	34.346	27.486	1'51.903	225,9	9:36'21.220								
14	27.255	22.055	33.924	27.300	1'50.534	225,5	9:38'11.754								
15	27.217	22.358	34.200	27.304	1'51.079	225,0	9:40'02.833								
16	27.291	22.298	34.003	27.435	1'51.027	223,6	9:41'53.860								
17	27.292	22.444	34.141	27.489	1'51.366	224,1	9:43'45.226								
18	27.385	22.244	33.869	27.235	1'50.733	225,9	9:45'35.959								

37 K. SZTUKA (1'48.698)

Lap	Seg.1	Seg.2	Seg.3	Seg.4	Lap Time	km/h	Local Time
1							9:05'12.494
2	39.854	27.283	39.406	3'07.766	4'54.309P	156,3	9:10'06.803
3	36.110	23.691	35.148	27.782	2'02.731P	159,5	9:12'09.534
4	27.309	22.075	33.513	27.325	1'50.222	225,9	9:13'59.756
5	26.832	21.660	33.399	27.008	1'48.899	226,9	9:15'48.655
6	26.778	21.677	33.411	29.022	1'50.888	228,8	9:17'39.543
7	26.884	21.512	33.340	27.014	1'48.750	227,8	9:19'28.293
8	26.862	21.468	33.412	6'52.907	8'14.649P	226,9	9:27'42.942
9	36.736	22.171	34.050	48.039	2'20.996P	160,5	9:30'03.938
10	45.795	22.100	38.453	28.949	2'15.297P	157,9	9:32'19.235
11	27.103	21.644	33.522	27.134	1'49.403	224,5	9:34'08.638
12	26.800	21.592	33.312	26.994	1'48.698	229,8	9:35'57.336
13	26.922	21.591	33.488	33.903	1'55.904	225,9	9:37'53.240
14	35.261	24.152	38.176	27.687	2'05.276	182,2	9:39'58.516
15	29.748	26.019	37.922	27.460	2'01.149	225,5	9:41'59.665
16	26.964	21.888	33.715	27.102	1'49.669	225,5	9:43'49.334

45 J. BEETON (1'50.057)

Lap	Seg.1	Seg.2	Seg.3	Seg.4	Lap Time	km/h	Local Time
1							9:05'23.089
2	41.213	29.319	44.645	3'17.002	5'12.179P	145,0	9:10'35.268
3	36.609	26.459	40.718	29.953	2'13.739P	158,1	9:12'49.007
4	28.966	22.904	39.902	29.287	2'01.059	208,9	9:14'50.066
5	27.402	22.324	34.038	27.427	1'51.191	225,0	9:16'41.257
6	27.168	22.149	34.404	27.266	1'50.987	228,3	9:18'32.244
7	27.157	22.156	33.874	27.290	1'50.477	225,9	9:20'22.721
8	27.074	22.062	33.707	27.214	1'50.057	226,9	9:22'12.778
9	27.082	22.020	34.100	27.307	1'50.509	226,4	9:24'03.287
10	27.217	22.437	33.939	27.288	1'50.881	225,0	9:25'54.168
11	27.167	22.065	33.809	6'02.942	7'25.983P	225,0	9:33'20.151
12	34.919	22.411	34.066	27.287	1'58.683P	158,6	9:35'18.834
13	27.168	22.137	33.754	27.235	1'50.294	225,5	9:37'09.128
14	27.089	22.076	37.054	27.298	1'53.517	226,4	9:39'02.645
15	27.140	22.149	34.122	29.555	1'52.966	225,5	9:40'55.611
16	27.080	22.062	33.948	27.423	1'50.513	227,4	9:42'46.124
17	28.047	25.342	38.014	27.768	1'59.171	225,0	9:44'45.295

47 N. LACORTE (1'49.623)

Lap	Seg.1	Seg.2	Seg.3	Seg.4	Lap Time	km/h	Local Time
1							9:06'05.564
2	45.292	29.883	43.953	5'50.107	7'49.235P	116,9	9:13'54.799
3	39.058	26.956	39.051	30.688	2'15.753P	142,5	9:16'10.552
4	29.161	23.827	35.972	28.943	1'57.903	214,7	9:18'08.455
5	27.829	22.259	34.200	28.055	1'52.343	216,0	9:20'00.798
6	27.596	22.274	34.170	29.804	1'53.844	222,2	9:21'54.642
7	27.363	22.155	33.891	27.635	1'51.044	220,0	9:23'45.686
8	27.340	22.021	33.764	27.582	1'50.707	219,5	9:25'36.393
9	27.155	21.828	33.749	27.513	1'50.245	220,4	9:27'26.638
10	27.503				8'09.986P	221,8	9:35'36.624
11	43.731	22.589	35.354	36.489	2'18.163P	160,0	9:37'54.787
12	27.147	22.050	33.837	27.136	1'50.170	224,1	9:39'44.957
13	27.049	22.023	33.584	27.285	1'49.941	228,8	9:41'34.898

23 A. LINDBLAD (1'49.562)

Lap	Seg.1	Seg.2	Seg.3	Seg.4	Lap Time	km/h	Local Time
1							9:06'00.840
2	49.422	29.645	43.645	5'46.725	7'49.437P	115,0	9:13'50.277
3	42.595	27.277	43.628	29.939	2'23.439P	134,2	9:16'13.716
4	31.408	26.392	37.968	27.976	2'03.744	215,1	9:18'17.460
5	27.873	21.937	34.286	27.150	1'51.246	220,9	9:20'08.706
6	27.040	21.618	33.779	27.264	1'49.701	224,1	9:21'58.407
7	26.917	27.792	48.663	29.123	2'12.495	226,4	9:24'10.902
8	27.093	21.860	34.098	27.164	1'50.215	223,1	9:26'01.117
9	26.904	21.807	33.760	27.091	1'49.562	225,0	9:27'50.679
10	27.086				7'25.056P	225,0	9:35'15.735
11	48.198	24.904	37.330	27.987	2'18.419P	155,2	9:37'34.154
12	27.491	21.704	33.743	27.206	1'50.144	219,1	9:39'24.298
13	26.986	21.917	33.895	27.327	1'50.125	224,1	9:41'14.423
14	30.849	30.122	43.669	28.474	2'13.114	224,1	9:43'27.537
15	27.160	21.837	33.792	27.476	1'50.265	224,1	9:45'17.802

30 F. LUND (1'49.840)

Lap	Seg.1	Seg.2	Seg.3	Seg.4	Lap Time	km/h	Local Time
1							9:05'29.178
2	41.561	28.054	44.667	3'19.114	5'13.396P	143,4	9:10'42.574
3	38.436	26.791	38.383	29.952	2'13.562P	155,8	9:12'56.136
4	29.021	24.224	36.042	28.277	1'57.564	217,3	9:14'53.700
5	27.742	22.355	34.057	27.554	1'51.708	224,5	9:16'45.408
6	27.326	21.855	33.666	27.243	1'50.090	225,9	9:18'35.498
7	27.038	21.885	33.783	27.247	1'49.953	226,9	9:20'25.451
8	27.060	21.795	33.908	27.144	1'49.907	227,4	9:22'15.358
9	26.924	21.995	33.994	27.281	1'50.194	229,3	9:24'05.552
10	27.906				4'03.013P	227,4	9:28'08.565
11	34.729	22.643	34.296	27.336	1'59.004P	159,1	9:30'07.569
12	27.274	21.877	33.562	27.292	1'50.005	223,6	9:31'57.574
13	27.146	21.873	34.060	27.329	1'50.408	224,5	9:33'47.982
14	27.026	21.781	33.792	27.241	1'49.840	223,6	9:35'37.822
15	27.890	24.764	37.738	27.634	1'58.026	225,0	9:37'35.848
16	27.227	22.083	38.928	27.960	1'56.198	227,4	9:39'32.046

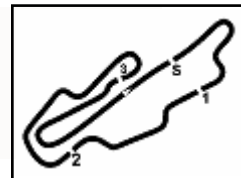
31 A. BOHRA (1'49.082)

Lap	Seg.1	Seg.2	Seg.3	Seg.4	Lap Time	km/h	Local Time
1							9:05'14.883
2	40.111	26.506	40.506	2'39.509	4'26.632P	114,5	9:09'41.515
3	35.430	23.237	35.213	27.642	2'01.522P	158,6	9:11'43.037
4	27.391	22.410	34.001	27.316	1'51.118	224,1	9:13'34.155
5	26.950	22.159	33.594	27.100	1'49.803	227,4	9:15'23.958
6	26.799	21.761	33.601	27.012	1'49.173	228,3	9:17'13.131
7	26.724	21.723	33.633	27.002	1'49.082	228,8	9:19'02.213
8	26.789	24.262	39.781	28.216	1'59.048	228,3	9:21'01.261

07/07/2023

P = Pits In/Out - C = Lap Time Cancelled





ACI Racing Weekend Mugello, 8-9 Luglio 2023

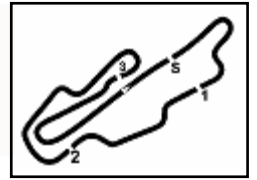
Euro4 Championship - Chronological Analysis Free Practice 1

57 N. BHIROMBHAKE (1'49.317)								76 R. NARAC (1'49.280)								
Lap	Seg.1	Seg.2	Seg.3	Seg.4	Lap Time	km/h	Local Time	Lap	Seg.1	Seg.2	Seg.3	Seg.4	Lap Time	km/h	Local Time	
1							9:05'19.153	1							9:06'08.667	
2	39.912	27.681	40.801	2'38.671	4'27.065P	133,8	9:09'46.218	2	42.767	30.262	43.947	32.627	2'29.603P	156,3	9:08'38.270	
3	37.093	25.070	36.722	28.378	2'07.263P	153,8	9:11'53.481	3	29.449				3'46.397P	198,5	9:12'24.667	
4	29.364	23.715	34.948	27.805	1'55.832	196,4	9:13'49.313	4	35.377	23.453	43.387	37.258	2'19.475P	159,1	9:14'44.142	
5	27.235	22.395	34.565	27.293	1'51.488	225,9	9:15'40.801	5	28.079	26.109	34.802	27.320	1'56.310	218,2	9:16'40.452	
6	26.995	22.033	33.576	27.255	1'49.859	228,3	9:17'30.660	6	27.081	21.863	33.864	27.114	1'49.922	231,8	9:18'30.374	
7	26.952	21.762	33.399	27.204	1'49.317	227,4	9:19'19.977	7	27.159	21.724	33.962	27.201	1'50.046	231,8	9:20'20.420	
8	27.002	21.736	33.517	27.141	1'49.396	226,9	9:21'09.373	8	26.973	21.566	33.491	27.250	1'49.280	225,0	9:22'09.700	
9	29.785	23.048	35.219	27.589	1'55.641	178,5	9:23'05.014	9	27.047	21.631	36.818	30.952	1'56.448	226,4	9:24'06.148	
10	27.000	21.791	33.475	27.272	1'49.538	225,9	9:24'54.552	10	27.282	22.609	40.305	27.293	1'57.489	227,4	9:26'03.637	
11	27.178	21.788	33.479	6'57.985	8'20.430P	225,9	9:33'14.982	11	27.057	21.955	33.675	27.107	1'49.794	225,9	9:27'53.431	
12	36.799	22.250	34.205	27.304	2'00.558P	142,3	9:35'15.540	12	27.310				6'37.604P	224,5	9:34'31.035	
13	27.267	21.826	33.924	27.444	1'50.461	225,9	9:37'06.001	13	34.452	21.947	36.346	27.938	2'00.683P	159,1	9:36'31.718	
14	27.201	21.940	36.115	27.410	1'52.666	226,9	9:38'58.667	14	27.286	21.688	33.726	27.300	1'50.000	224,1	9:38'21.718	
15	28.102	23.117	38.866	27.728	1'57.813	225,0	9:40'56.480	15	27.207	21.674	33.540	27.193	1'49.614	221,8	9:40'11.332	
16	27.272	21.987	33.789	27.171	1'50.219	228,3	9:42'46.699	16	27.220	21.856	33.623	27.212	1'49.911	224,5	9:42'01.243	
17	27.405	21.981	33.947	27.381	1'50.714	228,3	9:44'37.413	86 D. DE LA TORRE RAMIREZ (1'50.876)								
18	27.392	22.026	33.898	27.308	1'50.624	224,5	9:46'28.037	Lap	Seg.1	Seg.2	Seg.3	Seg.4	Lap Time	km/h	Local Time	
								1							9:05'34.708	
								2	43.351	31.165	45.402	32.087	2'32.005P	133,0	9:08'06.713	
								3	32.620	27.821	42.866	30.208	2'13.515	206,5	9:10'20.228	
								4	29.033	24.246	36.289	28.480	1'58.048	208,1	9:12'18.276	
								5	28.114	23.529	36.714	28.121	1'56.478	215,6	9:14'14.754	
								6	27.768	23.208	34.738	27.955	1'53.669	224,5	9:16'08.423	
								7	27.732	22.818	34.360	27.751	1'52.661	221,8	9:18'01.084	
								8	27.521	22.587	34.019	27.632	1'51.759	224,5	9:19'52.843	
								9	27.189	22.105	33.911	27.671	1'50.876	222,2	9:21'43.719	
								10	27.428	22.677	33.970	3'18.475	4'42.550P	223,6	9:26'26.269	
								11	34.284	27.029	38.616	31.048	2'10.977P	161,0	9:28'37.246	
								12	27.587	22.533	34.334	27.659	1'52.113	219,1	9:30'29.359	
								13	27.509	22.348	34.109	27.470	1'51.436	220,9	9:32'20.795	
								14	27.348	22.382	34.289	27.495	1'51.514	225,0	9:34'12.309	
								15	27.375	22.169	34.004	27.344	1'50.892	223,1	9:36'03.201	
								16	27.507	22.205	34.054	28.091	1'51.857	225,5	9:37'55.058	
								17	27.952	22.263	34.241	27.534	1'51.990	227,4	9:39'47.048	
								18	27.488	22.345	34.659	27.348	1'51.840	224,5	9:41'38.888	
66 R. LIU (1'49.436)								93 M. QUINTARELLI (1'50.150)								
Lap	Seg.1	Seg.2	Seg.3	Seg.4	Lap Time	km/h	Local Time	Lap	Seg.1	Seg.2	Seg.3	Seg.4	Lap Time	km/h	Local Time	
1							9:05'42.083	1								9:06'03.800
2	41.812	26.843	41.316	30.217	2'20.188P	155,2	9:08'02.271	2	46.928	30.588	43.865	32.133	2'33.514P	126,9	9:08'37.314	
3	28.737	23.947	36.737	28.110	1'57.531	219,1	9:09'59.802	3	28.963				3'49.489P	205,3	9:12'26.803	
4	27.809	22.766	35.247	27.930	1'53.752	218,6	9:11'53.554	4	35.420	23.354	36.892	42.133	2'17.799P	155,8	9:14'44.602	
5	27.138	22.401	34.003	27.394	1'50.936	226,4	9:13'44.490	5	28.262	22.966	34.961	29.470	1'55.659	210,5	9:16'40.261	
6	27.525	23.386	34.125	27.348	1'52.384	225,5	9:15'36.874	6	27.686	22.305	34.302	28.918	1'53.211	227,8	9:18'33.472	
7	27.523	22.305	33.793	27.273	1'50.894	226,9	9:17'27.768	7	27.184	22.158	34.241	27.269	1'50.852	225,9	9:20'24.324	
8	27.146	22.097	34.049	27.341	1'50.633	225,5	9:19'18.401	8	27.113	21.976	33.859	27.202	1'50.150	227,4	9:22'14.474	
9	27.202	22.258	33.943	27.185	1'50.588	224,1	9:21'08.989	9	27.056	21.895	33.983	27.239	1'50.173	227,4	9:24'04.647	
10	28.139	22.149	33.840	27.283	1'51.411	219,5	9:23'00.400	10	29.386	26.059	38.239	27.484	2'01.168	220,4	9:26'05.815	
11	27.202				6'51.737P	224,5	9:29'52.137	11	27.179	21.967	33.936	6'23.465	7'46.547P	225,5	9:33'52.362	
12	34.429	22.330	34.418	27.429	1'58.606P	158,1	9:31'50.743	12	34.820	22.033	34.750	27.380	1'58.983P	157,0	9:35'51.345	
13	27.448	22.185	34.036	27.341	1'51.010	222,7	9:33'41.753	13	27.273	22.104	33.894	27.348	1'50.619	223,1	9:37'41.964	
14	27.365	22.007	34.305	27.379	1'51.056	222,2	9:35'32.809	14	27.332	21.947	34.159	28.918	1'52.356	221,8	9:39'34.320	
15	27.323	22.174	34.174	27.396	1'51.067	223,1	9:37'23.876	15	27.408	22.127	34.253	27.469	1'51.257	225,9	9:41'25.577	
16	27.342	22.193	34.200	27.433	1'51.168	224,1	9:39'15.004									
17	27.457	22.209	34.117	27.311	1'51.094	223,1	9:41'06.138									
18	27.554	22.121	34.196	27.369	1'51.240	223,1	9:42'57.378									
19	27.610	22.133	34.495	27.488	1'51.726	223,1	9:44'49.104									
20	27.620	22.187	34.463	27.447	1'51.717	223,6	9:46'40.821									

07/07/2023

P = Pits In/Out - C = Lap Time Cancelled

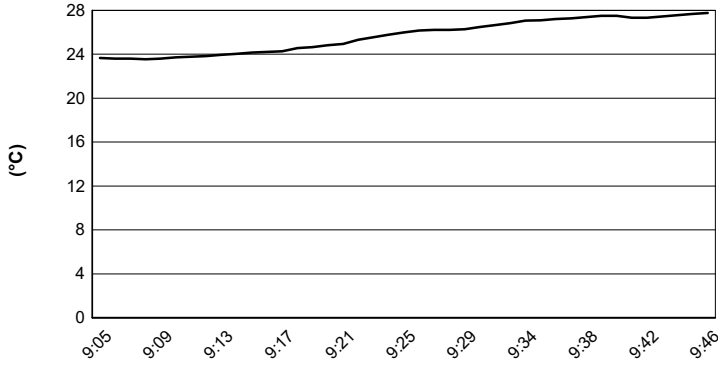




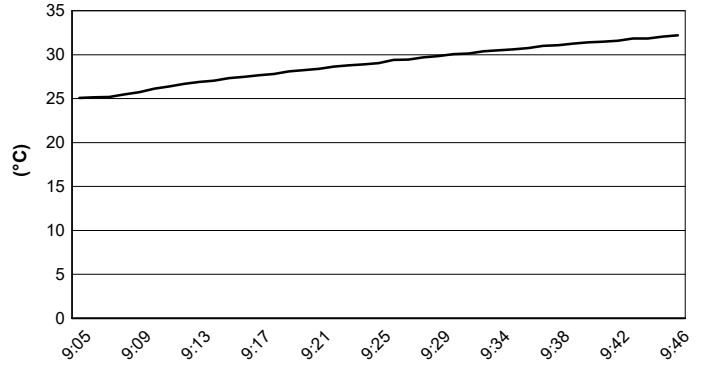
Aut.Int. Mugello 5.245 m

ACI Racing Weekend Mugello, 8-9 Luglio 2023
Euro4 Championship - Weather Report Free Practice 1
 Session started 09:05 - Session ended 9:46

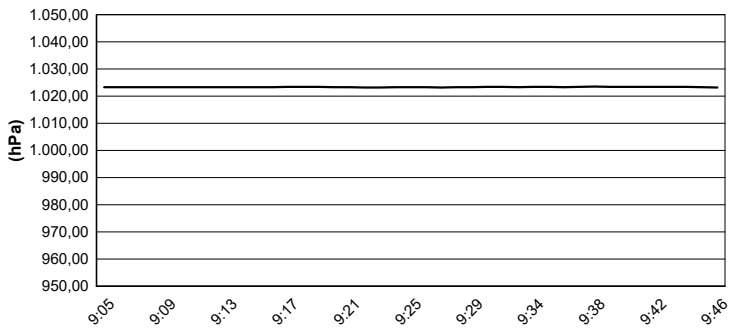
Air Temperature



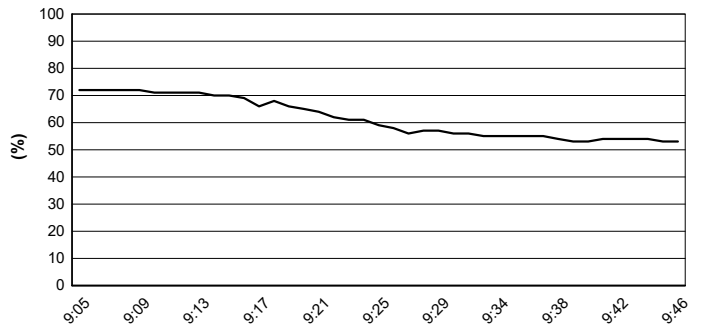
Track Temperature



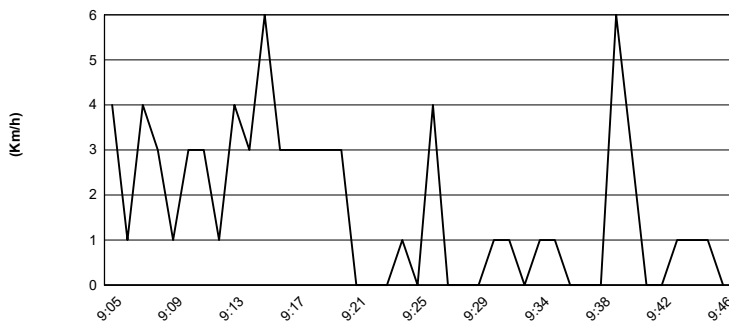
Air Pressure



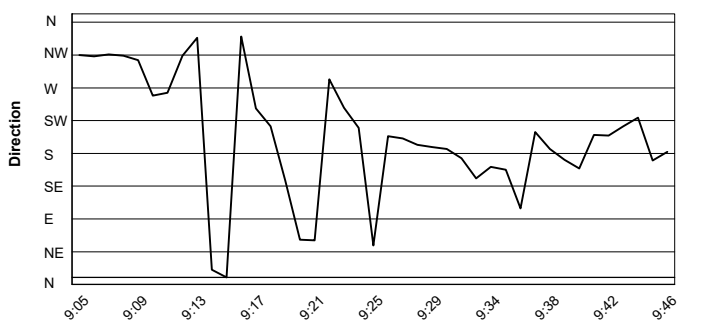
Humidity



Wind Speed



Wind Direction



07/07/2023

